




# Play Assembly 12.5.25



# Our Play Assemblies

1. **Celebrate** — We will share examples of amazing play.
2. **Inform** — Let you know about anything new, how it will be managed and why and what may be happening in the future.
3. **Negotiate** - Working out together and agreeing how we will use the resources, how we will manage the risk and share the resources.
4. **Innovate** — Think about what resources or changes are needed to help play evolve through observing and responding to how you are playing.







Joseph Turner  
Primary School

Sports

Sand

Wheel  
Play

Digging  
area

Mud  
slide

Boat

Large  
Loose  
parts  
play

Music Wall

Stage

Small  
World

Small  
World

Lego

Social  
space

Social  
space

Cardboard  
+ Loose  
Parts play

Tree  
swing

Balls, hoops  
and games

Mossy  
Cafe

Quiet  
Garden

Art +  
Craft

Welly  
Library

Woodland  
play

Re-wilding

Woodland  
Play

Large  
Loose  
Parts  
store

POWIS AVENUE



If you need first aid — check with the  
play team



## Celebrate

- We had an amazing OPAL launch and children have been enjoying exploring the areas.
- Older children have been playing brilliantly with the younger children.
- We have appointed our play rangers ... please come to the front and they can tell you a bit about their roles.



















# Inform

1. There will be a member of play team at each area to help you to keep safe.
2. We will be opening up the KSI playground once we are better at tidying up and respecting the areas. Tidy up o'meter on the blue shed. Everything needs to be put in the right place not thrown.
3. Unfortunately there have been damage to items that have not been used properly, dragged along the floor, thrown.





# Inform

1. The Tipi may have to be taken down due to the pole bending as children have been pushing inside not being safe.
2. Bum bags are here for inhalers – you must find a play team member so they can sign your paperwork if you need it.
3. Safe play – no running except in the ball games and MUGA at the moment.





## Negotiate

How can I make sure I am being safe? **Inhallers**

What do I do if I hurt myself? **Play team**

How do I access equipment?

What if I can't play with what I want to?

What do I do if an item breaks? – **Broken bin**

Where should I line up?



# Negotiate

## Dressing up / fabrics



Have a fashion show

Dress up

Design your own outfits

Put all items away in the right box at the  
end of play.

Do not wear in the mud or water play

No wrapping items around necks

No swirling clothes around in the air.

No throwing





# Negotiate

## Small world play & Lego / craft area



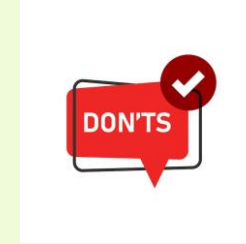

Be creative — build new structures  
Set up a zoo / vets surgery / dinosaur world  
Cook up a dinner in the kitchen  
Return items to the correct tray



No taking items to another area  
No throwing



## Negotiate - Cushions, mats, tents



Relax, take some books with you  
put away neatly at end of playtime  
6 children maximum in a tent  
Take shoes off before entering

Throwing  
Taking mats/cushions near water or mud  
Pushing inside a tent





# Negotiate Woodland



Relax

Be creative

Build a den — use pegs safely

Investigate habitats

1 person in a hammock/swing at a time

Push anyone in a hammock or swing

Poke sticks at anyone

Throw mud / sticks etc

Push anyone off a hammock

Clamp pegs on fingers

Move the path of logs

Eat any berries

Touch prickly plants



Reminders — welly post — you must wear wellies!  
Put your shoes safely in the basket / on the shelf  
Be aware of your surroundings — younger  
children.

Let's have some fun!





# Innovate

How could we use the brushes?

Fabrics?

What can we build in the woodland?

What can we do on the stage?

What potion can we make in the  
mud kitchen using flowers?

